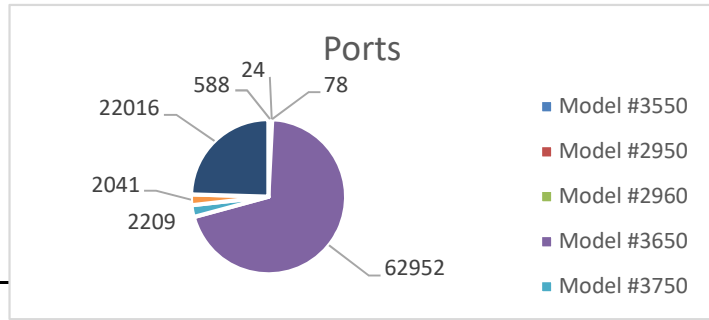


January Metrics

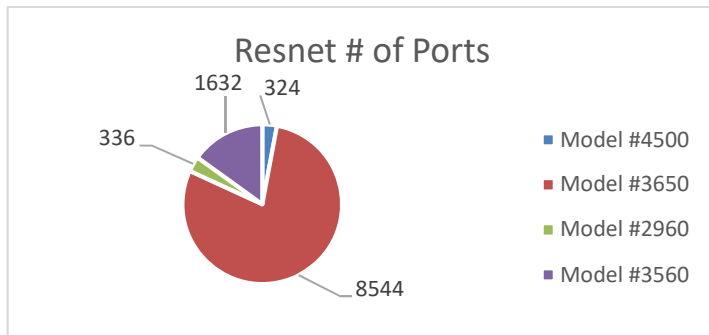
Network Number of Ports

ie2000u	6
Model #3550	588
Model #2950	24
Model #2960	78
Model #3650	62952
Model #3750	2209
Model #4500	2041
Model #3560	22016
Total Ports	89914



Resnet # of Ports

Model #4500	324
Model #3650	8544
Model #2960	336
Model #3560	1632
Total Ports	10836



Supported Aps on Network

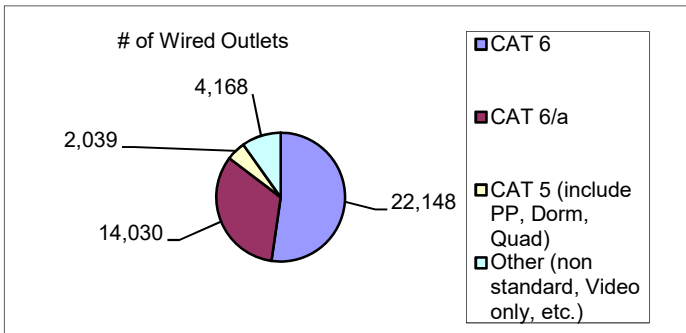
7436	
Clients using Eduroam	29633
Clients using NCSU	88829
Clients using NCSU-guest	55879
Unique clients on Wifi	136146

AP Count N vs AC

802.11N	2076
802.11AC	883
Resnet AC	4423
Total	7382

Type

CAT 6	22,148
CAT 6/a	14,030
CAT 5 (include PP, Dorm, Quad)	2,039
Other (non standard, Video only, etc.)	4,168
Total Wired Outlets	42,385



iTRACS Project

Phase I (Horizontal Cabling/Data Ports)	
*Buildings Complete	269
Outlets in Itracs	42385

of active lines as of:

January	
AT&T Lines	2228
IPT	13093
Total	15321

Student Services

Active cable subscriptions 294

Voicemail

January	
Generic	
512	30
513	2953

January Metrics

515	4468
non 51x mailboxes	203
Total	7654

Phone (IP/VG ports & Devices 15,321

Operator calls -January

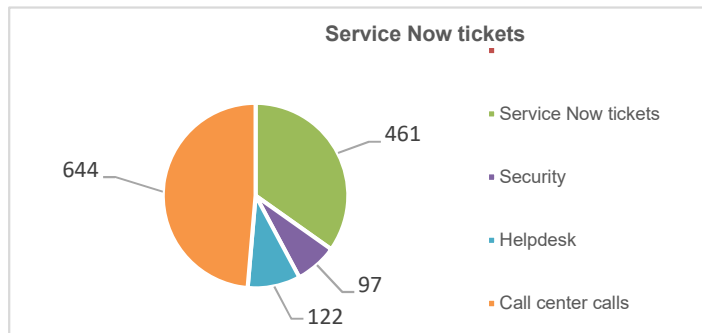
Total calls	2,898
--------------------	--------------

emergency lines as of

Bluelights	279
Elevator	301
Area Rescue	103
Fire Alarms	504
Total	1187

Network Operation Center Tickets

Service Now tickets	461
Security	97
Helpdesk	122
Call center calls	644
Total Calls	1324



Services Uptime

January

Gateway	100.0000%
Backbone	100.0000%
Access Layer	99.9251%
Total Devices	99.9676%
Call Manager	100.0000%
Voice Mail	100.0000%