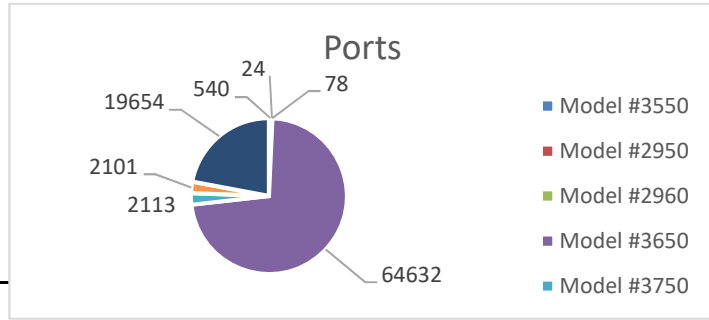


## April Metrics

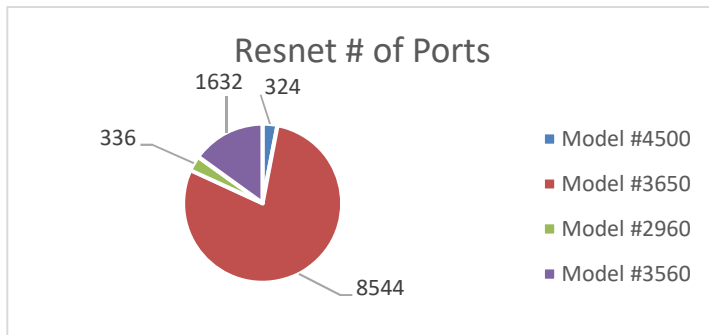
### Network Number of Ports

ie2000u	6
Model #3550	540
Model #2950	24
Model #2960	78
Model #3650	64632
Model #3750	2113
Model #4500	2101
Model #3560	19654
<b>Total Ports</b>	<b>89148</b>



### Resnet # of Ports

Model #4500	324
Model #3650	8544
Model #2960	336
Model #3560	1632
<b>Total Ports</b>	<b>10836</b>



### Supported Aps on Network

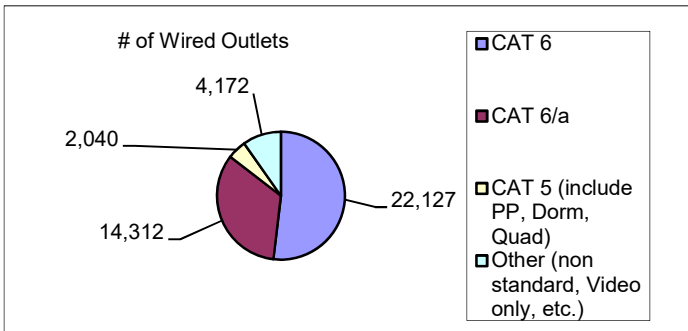
7447	7447
Clients using Eduroam	35109
Clients using NCSU	89750
Clients using NCSU-guest	66568
Unique clients on Wifi	147536

### AP Count N vs AC

802.11N	2216
802.11AC	911
Resnet AC	4278
<b>Total</b>	<b>7405</b>

### Outlet cable type

CAT 6	22,127
CAT 6/a	14,312
CAT 5 (include PP, Dorm, Quad)	2,040
Other (non standard, Video only, etc)	4,172
<b>Total Wired Outlets</b>	<b>42,651</b>



### iTRACS Project

Phase I (Horizontal Cabling/Data Ports)	
*Buildings Complete	271
Outlets in Itracs	42651

### # of active lines as of:

<b>April</b>	
AT&T Lines	2361
IPT	13052
<b>Total</b>	<b>15392</b>

### Student Services

Active cable subscriptions 174

### Voicemail

<b>April</b>	
Generic	
512	19
513	2939

## April Metrics

515	4513
non 51x mailboxes	202
<b>Total</b>	<b>7673</b>

### Phone (IP/VG ports & Devices) 15,413

#### Operator calls -April

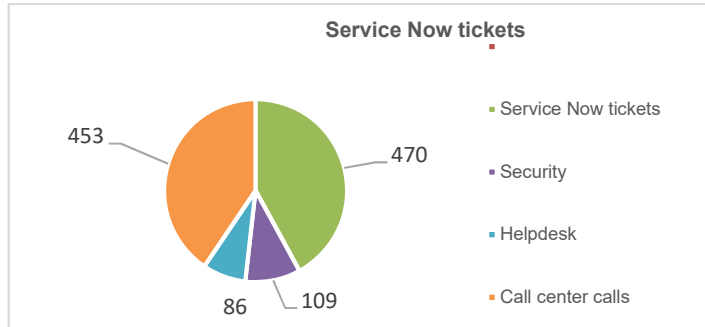
<b>Total calls</b>	<b>4,158</b>
--------------------	--------------

#### # emergency lines as of

Bluelights	279
Elevator	321
Area Rescue & Call Box	109
Fire Alarms	510
<b>Total</b>	<b>1219</b>

#### Network Operation Center Tickets

Service Now tickets	470
Security	109
Helpdesk	86
Call center calls	453
<b>Total Calls</b>	<b>1032</b>



#### Services Uptime

#### April

Gateway	100.0000%
Backbone	99.9701%
Access Layer	99.9862%
Total Devices	99.9830%
Call Manager	100.0000%
Voice Mail	100.0000%