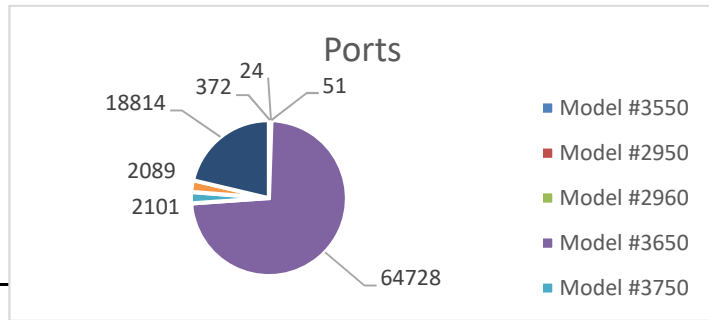


June Metrics

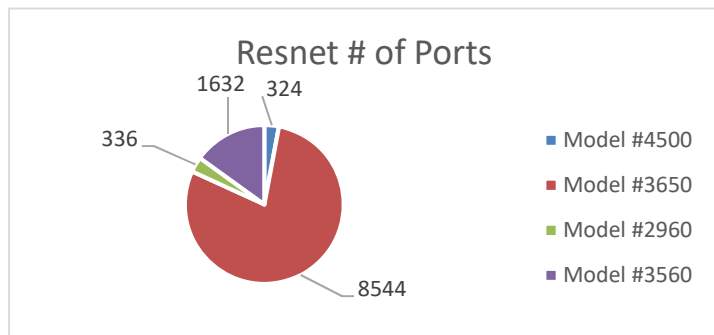
Network Number of Ports

ie2000u	6
Model #3550	372
Model #2950	24
Model #2960	51
Model #3650	64728
Model #3750	2101
Model #4500	2089
Model #3560	18814
Total Ports	88185



Resnet # of Ports

Model #4500	324
Model #3650	8544
Model #2960	336
Model #3560	1632
Total Ports	10836



Note: Due to a hard drive failure on the Airwave server, June SSID usage metrics were incomplete

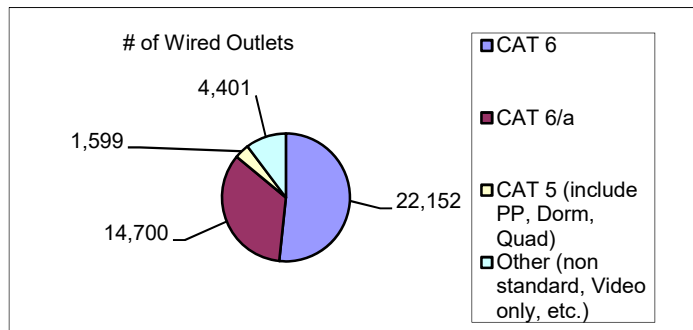
Supported Aps on Network	7369
Clients using Eduroam	17838
Clients using NCSU	50867
Clients using NCSU-guest	28600
Unique clients on Wifi	88999

AP Count N vs AC

802.11N	2143
802.11AC	939
Resnet AC	4275
Total	7357

Outlet cable type

CAT 6	22,152
CAT 6/a	14,700
CAT 5 (include PP, Dorm, Quad)	1,599
Other (non standard, Video only, etc)	4,401
Total Wired Outlets	42,852



iTRACS Project

Phase I (Horizontal Cabling/Data Ports)	
*Buildings Complete	274
Outlets in Itracs	42,852

of active lines as of:

June	
AT&T Lines	2045
IPT	13434
Total	15479

Student Services

Active cable subscriptions	174
----------------------------	-----

Voicemail

June

June Metrics

Generic	
512	19
513	2933
515	4548
non 51x mailboxes	200
Total	7700

Phone (IP/VG ports & Devices 15,479)

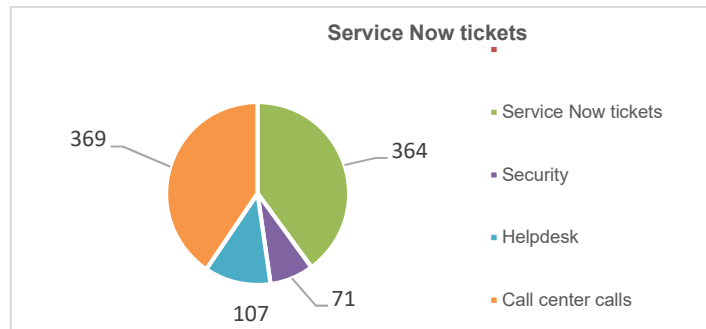
Operator calls -June	
Total calls	2,832

emergency lines as of

Bluelights	279
Elevator	302
Area Rescue & Call Box	109
Fire Alarms	512
Total	1202

Network Operation Center Tickets

Service Now tickets	364
Security	71
Helpdesk	107
Call center calls	369
Total Calls	911



Services Uptime	June
Gateway	100.0000%
Backbone	100.0000%
Access Layer	99.9821%
Total Devices	99.9563%
Call Manager	100.0000%
Voice Mail	100.0000%