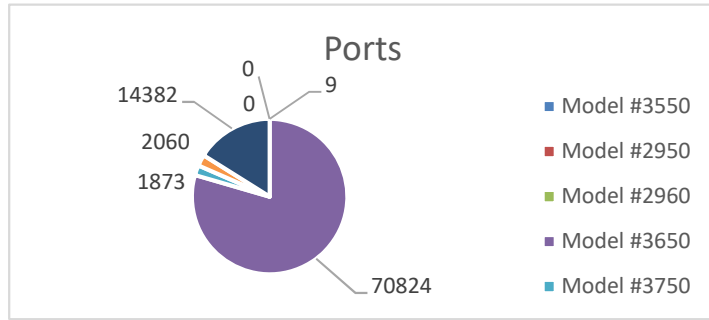


January Metrics

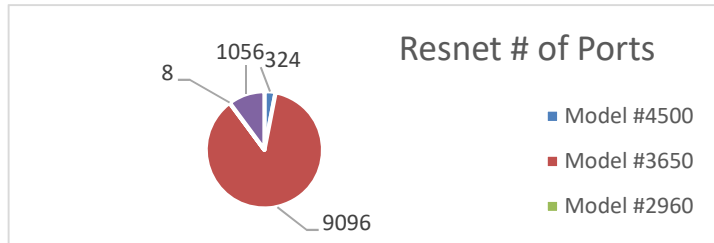
Network Number of Ports

ie2000u	6
Model #3550	0
Model #2950	0
Model #2960	9
Model #3650	70824
Model #3750	1873
Model #4500	2060
Model #3560	14382
Total Ports	89154



Resnet # of Ports

Model #4500	324
Model #3650	9096
Model #2960	8
Model #3560	1056
Total Ports	10484



Supported Aps on Network

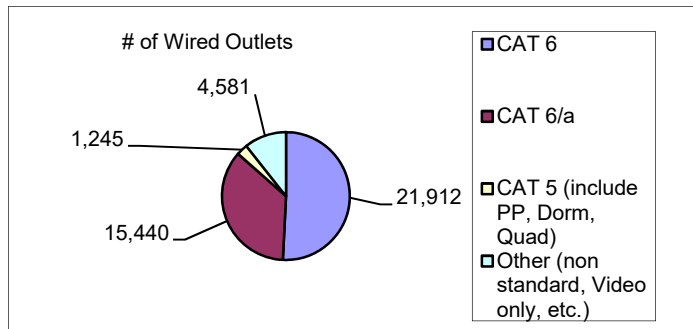
7589	
Clients using Eduroam	32986
Clients using NCSU	56130
Clients using NCSU-guest	26443
Unique clients on Wifi	100877

AP Count N vs AC

802.11N	2162
802.11AC	1076
Resnet AC	4283
Total	7521

Outlet cable type

CAT 6	21,912
CAT 6/a	15,440
CAT 5 (include PP, Dorm, Quad)	1,245
Other (non standard, Video only, etc)	4,581
Total Wired Outlets	43,178



iTRACS Project

Phase I (Horizontal Cabling/Data Ports)	
*Buildings Complete	276
Outlets in Itracs	43,178

of active lines as of:

January	
AT&T Lines	2006
IPT	13480
Total	15486

Student Services

Active cable subscriptions	230
----------------------------	-----

Voicemail

January	
Generic	20
512	2922
513	4645

January Metrics

515	199
non 51x mailboxes	
Total	7786

Phone (IP/VG ports & Devices) 15,630

Operator calls -January

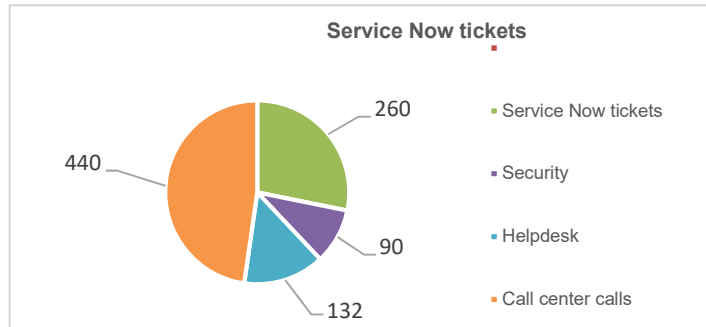
Total calls	3,497
--------------------	--------------

emergency lines as of

Bluelights	273
Elevator	308
Area Rescue & Call Box	105
Fire Alarms	511
Total	1197

Network Operation Center Tickets

Service Now tickets	260
Security	90
Helpdesk	132
Call center calls	440
Total Calls	



Services Uptime

January

Gateway	100.0000%
Backbone	100.0000%
Access Layer	99.9973%
Total Devices	99.9988%
Call Manager	100.0000%
Voice Mail	100.0000%