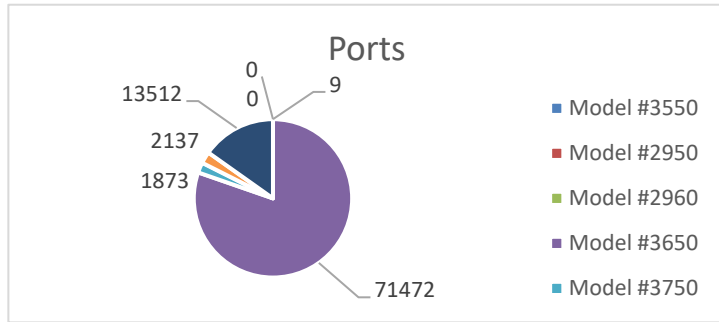


February Metrics

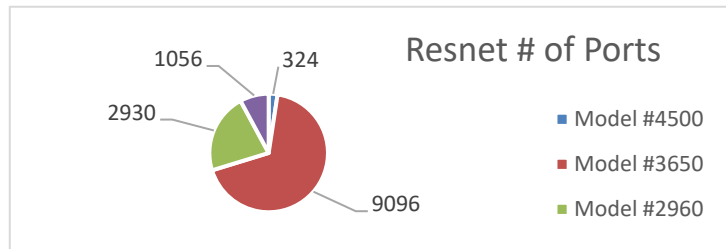
Network Number of Ports

ie2000u	6
Model #3550	0
Model #2950	0
Model #2960	9
Model #3650	71472
Model #3750	1873
Model #4500	2137
Model #3560	13512
Total Ports	89009



Resnet # of Ports

Model #4500	324
Model #3650	9096
Model #2960	2930
Model #3560	1056
Total Ports	13406



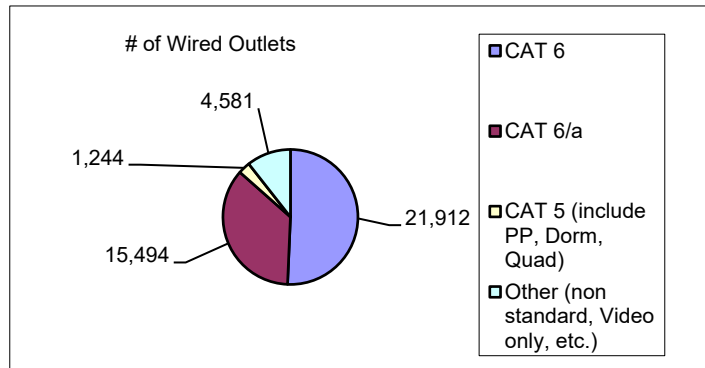
Supported Aps on Network	7592
Clients using Eduroam (incomplete)	usage error
Clients using NCSU (incomplete)	usage error
Clients using NCSU-guest (incomplete)	usage error
Unique clients on Wifi (incomplete)	usage error

AP Count N vs AC

802.11N	2151
802.11AC	1084
Resnet AC	4283
Total	7518

Outlet cable type

CAT 6	21,912
CAT 6/a	15,494
CAT 5 (include PP, Dorm, Quad)	1,244
Other (non standard, Video only, etc)	4,581
Total Wired Outlets	43,231



iTRACS Project

Phase I (Horizontal Cabling/Data Ports)	
*Buildings Complete	276
Outlets in Itracs	43,231

of active lines as of:

February	
AT&T Lines	2045
IPT	13604
Total	15649

Student Services

Active cable subscriptions 229

Voicemail

Generic February

February Metrics

512	20
513	2926
515	4648
non 51x mailboxes	200
Total	7794

Phone (IP/VG ports & Devices) 15,648

Operator calls -February

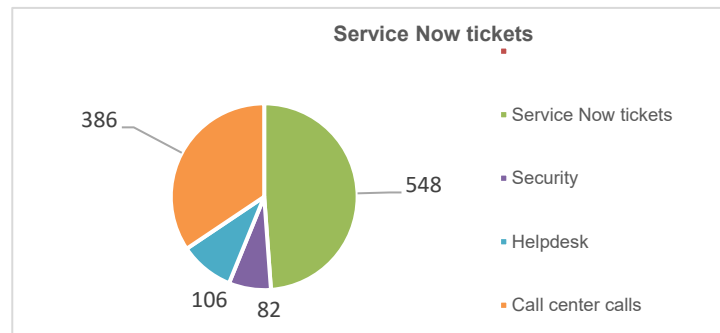
Total calls 3,084

emergency lines as of

Bluelights	273
Elevator	307
Area Rescue & Call Box	105
Fire Alarms	511
Total	1196

Network Operation Center Tickets

Service Now tickets	548
Security	82
Helpdesk	106
Call center calls	386
Total Calls	1122



Services Uptime

February

Gateway	100.0000%
Backbone	100.0000%
Access Layer	99.9982%
Total Devices	99.9982%
Call Manager	100.0000%
Voice Mail	100.0000%