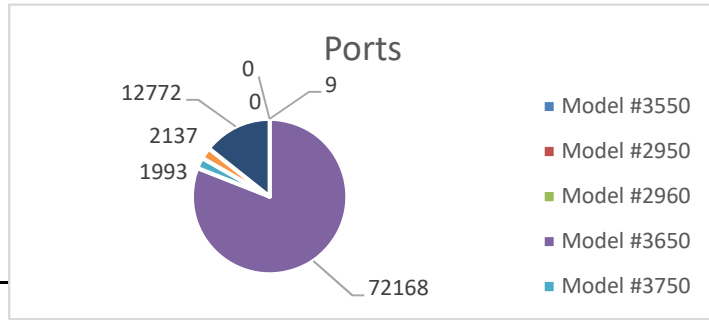


March Metrics

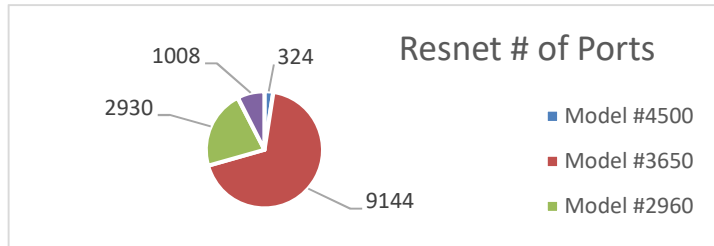
Network Number of Ports

ie2000u	6
Model #3550	0
Model #2950	0
Model #2960	9
Model #3650	72168
Model #3750	1993
Model #4500	2137
Model #3560	12772
Total Ports	89085



Resnet # of Ports

Model #4500	324
Model #3650	9144
Model #2960	2930
Model #3560	1008
Total Ports	13406



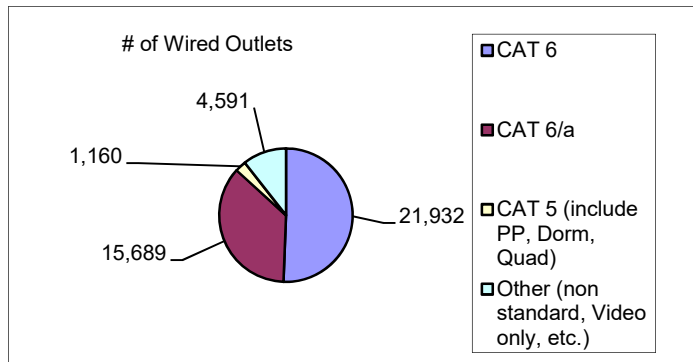
Supported Aps on Network	7594
Clients using Eduroam (incomplete)	server down
Clients using NCSU (incomplete)	server down
Clients using NCSU-guest (incompl	server down
Unique clients on Wifi (incomplete)	server down

AP Count N vs AC

802.11N	2161
802.11AC	1026
Resnet AC	4283
Total	7470

Outlet cable type

CAT 6	21,932
CAT 6/a	15,689
CAT 5 (include PP, Dorm, Quad)	1,160
Other (non standard, Video only, etc)	4,591
Total Wired Outlets	43,372



iTRACS Project

Phase I (Horizontal Cabling/Data Ports)	
*Buildings Complete	276
Outlets in Itracs	43,372

# of active lines as of:	March
AT&T Lines	2645
IPT	13025
Total	15670

Student Services

Active cable subscriptions	1853
----------------------------	------

Voicemail

March
Generic
512
21

March Metrics

513	2922
515	4657
non 51x mailboxes	200
Total	7794

Phone (IP/VG ports & Devices 15,648

Operator calls -March

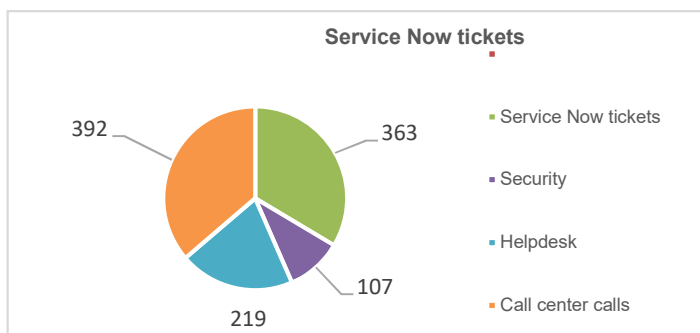
Total calls 3,238

emergency lines as of

Bluelights	274
Elevator	315
Area Rescue & Call Box	109
Fire Alarms	511
Total	1209

Network Operation Center Tickets

Service Now tickets	363
Security	107
Helpdesk	219
Call center calls	392
Total Calls	1081



Services Uptime

March

Gateway	99.9900%
Backbone	100.0000%
Access Layer	99.8400%
Total Devices	99.8400%
Call Manager	100.0000%
Voice Mail	100.0000%