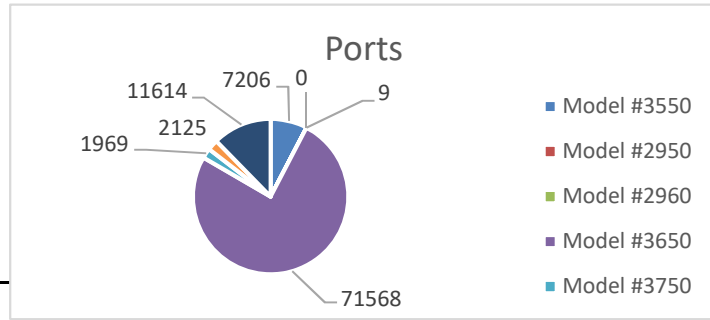


October Metrics

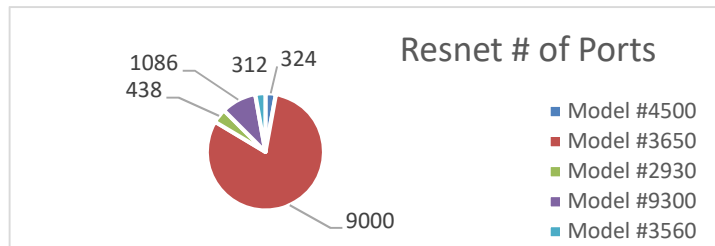
Network Number of Ports

ie2000u	6
Model #3550	7206
Model #2950	0
Model #2960	9
Model #3650	71568
Model #3750	1969
Model #4500	2125
Model #3560	11614
Total Ports	94497



Resnet # of Ports

Model #4500	324
Model #3650	9000
Model #2930	438
Model #9300	1086
Model #3560	312
Total Ports	11160



Supported Aps on Network

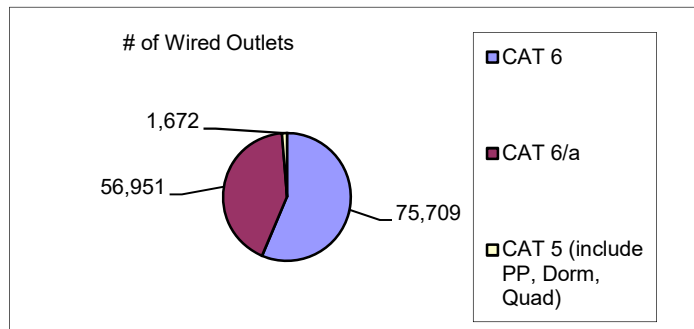
802.11N	8336
Clients using Eduroam	18400
Clients using NCSU	23425
Clients using NCSU-guest	9356
Unique clients on Wifi	44142

AP Count N vs AC

802.11N	2144
802.11AC	1088
802.11ax	488
Resnet AC	4643
Total	8363

Outlet cable type

CAT 6	75,709
CAT 6/a	56,951
CAT 5 (include PP, Dorm, Quad)	1,672
Total Wired Outlets	46,007



iTRACS Project

Phase I (Horizontal Cabling/Data Ports)	
*Buildings Complete	283
Outlets in Itracs	46,007

of active lines as of:

October	
AT&T Lines	2429
IPT	13766
Total	16195

All active cable subscriptions turne

Voicemail

October

October Metrics

Generic	
512	21
513	2910
515	4695
non 51x mailboxes	203
Total	7829

Phone (IP/VG ports & Devices 16,195)

Operator calls -October	
Total calls	2,531

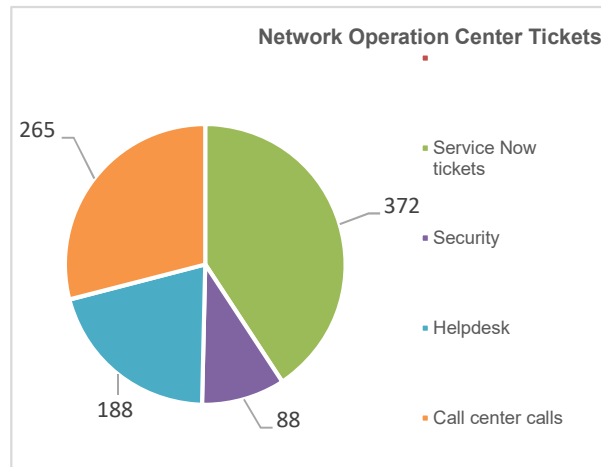
*# emergency lines as of

Bluelights	320
Elevator	423
Area Rescue & Call Box	187
Fire Alarms	658
Total	1588

VG Life Safety Lines	145
-----------------------------	------------

Network Operation Center Tickets

Service Now tickets	372
Security	88
Helpdesk	188
Call center calls	265
Total Calls	913



Services Uptime	October
Gateway	100.0000%
Backbone	99.9900%
Access Layer	99.8200%
Total Devices	99.8200%
VPN	
Max Bandwidth	500
Max Concurrent Clients	2450
Call Manager	100.0000%
Voice Mail	100.0000%