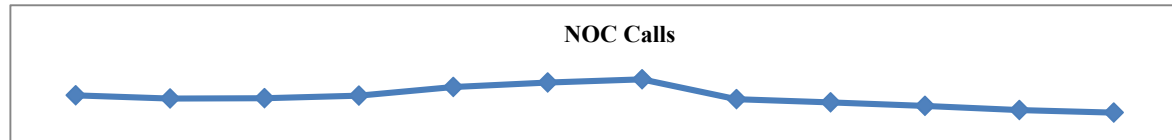
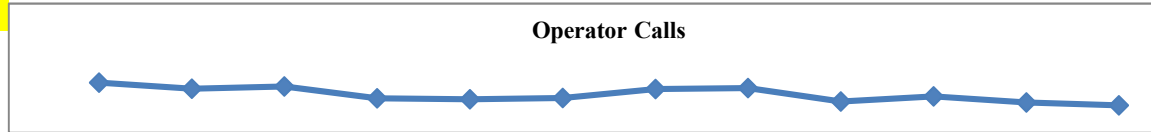


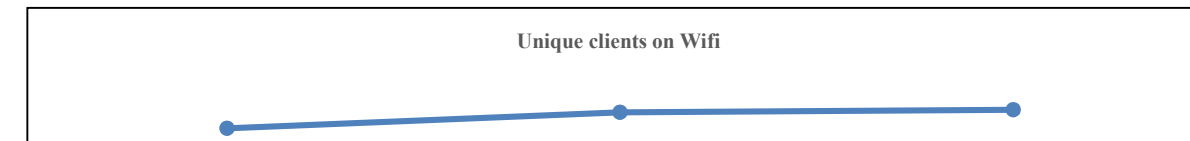
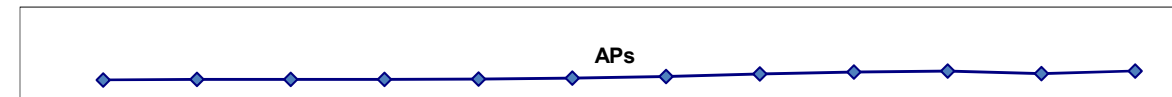
## Annual Contact Report December 2020

	Dec	Jan	Feb	March	April	May	June	July	August	Sept	October	Nov	Dec	Totals
<b>Operator Calls</b>	2633	3497	3084	3238	2408	2339	2435	3041	3115	2182	2531	2109	1914	31893
<b>NOC Calls</b>	337	440	386	392	434	577	650	705	376	323	265	195	152	4895
<b>Customer Service requests</b>	122	132	106	219	146	165	103	118	181	190	188	171	121	1840

**Months reflected in Totals**



	Dec	Jan	Feb	March	April	May	June	July	August	Sept	October	Nov	Dec
<b>Port Count</b>	88150	89154	89009	89085	88773	89445	99645	90914	83649	94449	94497	92477	91429
<b>Wired Outlets</b>	43092	43085	43178	43231	43372	43737	45020	45103	45594	45910	46007	46179	46221
<b>APs</b>	7884	7540	7589	7592	7594	7626	7705	7840	8067	8236	8336	8117	8346
<b>Unique clients on Wifi</b>	24842	90783	100877	no data	no data	21872	23945	27493	56545	44142		45256	22310



## Annual Contact Report December 2020

	Dec	Jan	Feb	March	April	May	June	July	August	Sept	Oct	Nov	Dec
<b>Bluelights</b>	273	273	273	274	274	291	291	291	291	313	320	319	337
<b>Elevator</b>	307	308	307	315	315	349	350	350	368	396	423	395	444
<b>Area Rescue</b>	105	105	105	109	109	141	141	141	141	177	187	187	191
<b>Fire Alarms</b>	512	511	511	511	511	577	578	578	596	624	658	670	706
<b>Totals</b>	1197	1197	1196	1209	1209	1354	1360	1360	1396	1510	1588	1571	1678

