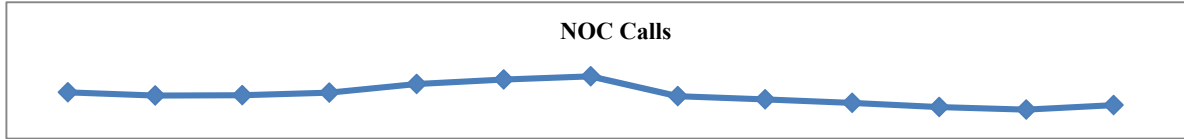


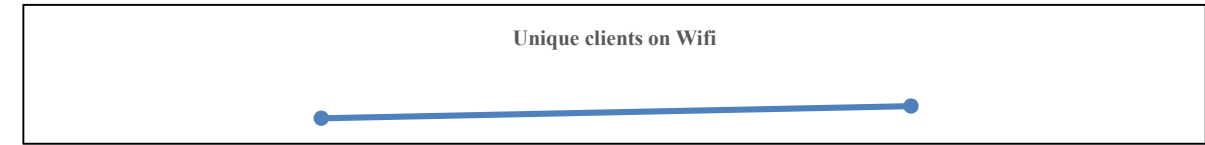
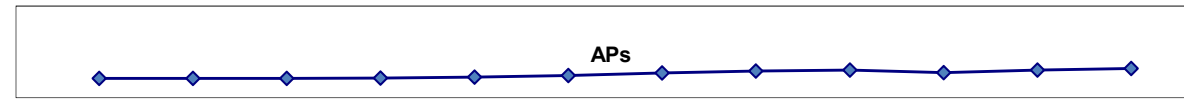
Annual Contact Report January 2021

	Jan	Feb	March	April	May	June	July	August	Sept	October	Nov	Dec	Jan	Totals
Operator Calls	3497	3084	3238	2408	2339	2435	3041	3115	2182	2531	2109	1914	2772	31168
NOC Calls	440	386	392	434	577	650	705	376	323	265	195	152	227	4682
Customer Service requests	132	106	219	146	165	103	118	181	190	188	171	121	131	1839

Months reflected in Totals



	Jan	Feb	March	April	May	June	July	August	Sept	October	Nov	Dec	Jan
Port Count	89154	89009	89085	88773	89445	99645	90914	83649	94449	94497	92477	91429	92324
Wired Outlets	43085	43178	43231	43372	43737	45020	45103	45594	45910	46007	46179	46221	46221
APs	7540	7589	7592	7594	7626	7705	7840	8067	8236	8336	8117	8346	8474
Unique clients on Wifi	90783	100877	no data	no data	21872	23945	27493	56545	44142		45256	22310	54049



Annual Contact Report January 2021

	Jan	Feb	March	April	May	June	July	August	Sept	Oct	Nov	Dec	Jan
Bluelights	273	273	274	274	291	291	291	291	313	320	319	337	361
Elevator	308	307	315	315	349	350	350	368	396	423	395	444	472
Area Rescue	105	105	109	109	141	141	141	141	177	187	187	191	195
Fire Alarms	511	511	511	511	577	578	578	596	624	658	670	706	756
Totals	1197	1196	1209	1209	1354	1360	1360	1396	1510	1588	1571	1678	1784

