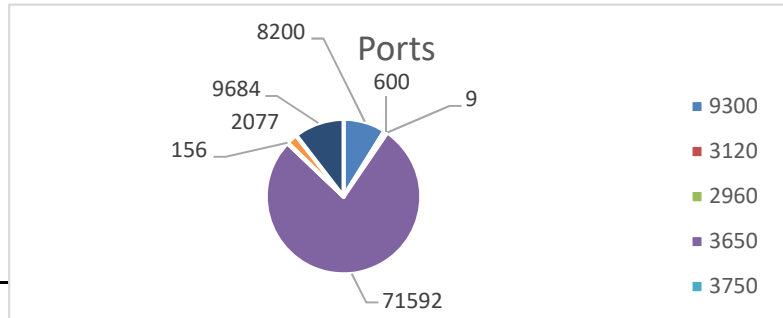


January Metrics

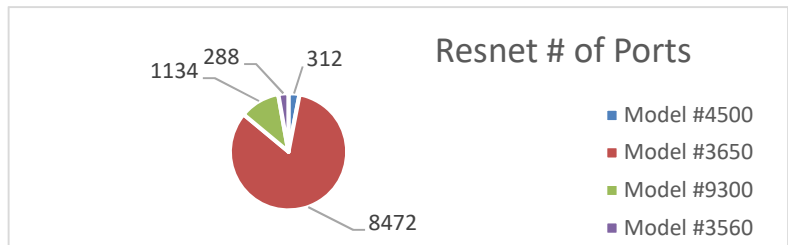
Network Number of Ports

| | |
|--------------------|--------------|
| ie2000u | 6 |
| 9300 | 8200 |
| 3120 | 600 |
| 2960 | 9 |
| 3650 | 71592 |
| 3750 | 156 |
| 4500 | 2077 |
| 3560 | 9684 |
| Total Ports | 92324 |



Resnet # of Ports

| | |
|--------------------|--------------|
| Model #4500 | 312 |
| Model #3650 | 8472 |
| Model #9300 | 1134 |
| Model #3560 | 288 |
| Total Ports | 10206 |



Supported Aps on Network

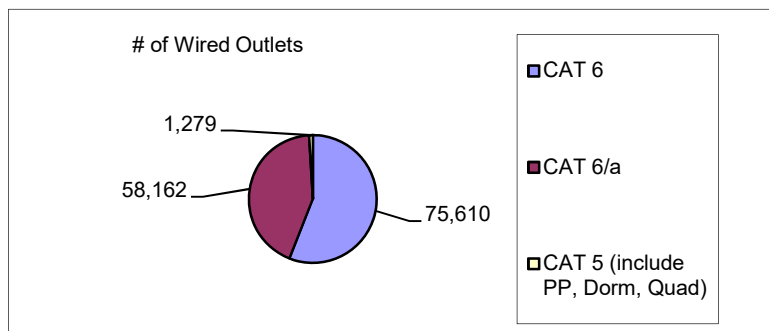
| | |
|--------------------------|-------|
| 8474 | |
| Clients using Eduroam | 22958 |
| Clients using NCSU | 25289 |
| Clients using NCSU-guest | 10702 |
| Unique clients on Wifi | 54049 |

AP Count N vs AC

| | |
|--------------|-------------|
| 802.11N | 2110 |
| 802.11AC | 1068 |
| 802.11ax | 608 |
| Resnet AC | 4921 |
| Total | 8707 |

Outlet cable type

| | |
|--------------------------------|---------------|
| CAT 6 | 75,610 |
| CAT 6/a | 58,162 |
| CAT 5 (include PP, Dorm, Quad) | 1,279 |
| Total Wired Outlets | 46,221 |



iTRACS Project

| | |
|---|--------|
| Phase I (Horizontal Cabling/Data Ports) | |
| *Buildings Complete | 283 |
| Outlets in Itracs | 46,214 |

of active lines as of:

| | |
|----------------|--------------|
| January | |
| AT&T Lines | 2037 |
| IPT | 13653 |
| Total | 15690 |

All active cable subscriptions turned on

Voicemail

| | |
|----------------|--|
| January | |
| Generic | |

January Metrics

| | |
|-------------------|-------------|
| 512 | 21 |
| 513 | 2922 |
| 515 | 4739 |
| non 51x mailboxes | 203 |
| Total | 7885 |

Phone (IP/VG ports & Devices 16,429)

Operator calls -January

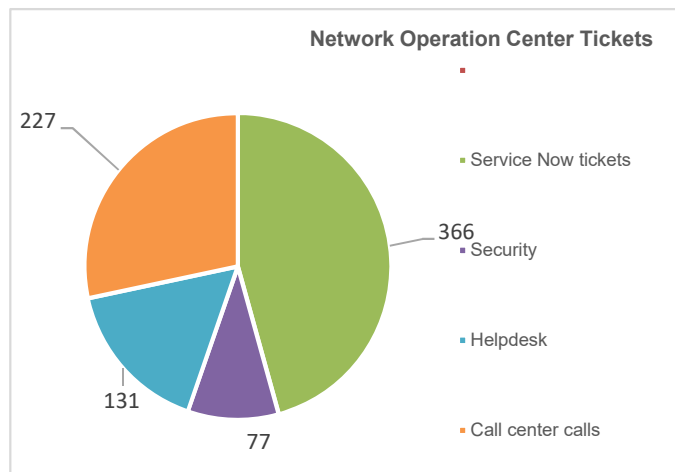
Total calls 2,772

*# emergency lines as of

| | |
|------------------------|-------------|
| Bluelights | 361 |
| Elevator | 472 |
| Area Rescue & Call Box | 195 |
| Fire Alarms | 756 |
| Total | 1784 |

Network Operation Center Tickets

| | |
|---------------------|------------|
| Service Now tickets | 366 |
| Security | 77 |
| Helpdesk | 131 |
| Call center calls | 227 |
| Total Calls | 533 |



Services Uptime

| | January |
|------------------------|-----------|
| Gateway | 100.0000% |
| Backbone | 100.0000% |
| Access Layer | 99.4700% |
| Total Devices | 99.4700% |
| VPN | |
| Max Bandwidth | 350Mbps |
| Max Concurrent Clients | 2400 |
| Call Manager | 100.0000% |
| Voice Mail | 100.0000% |