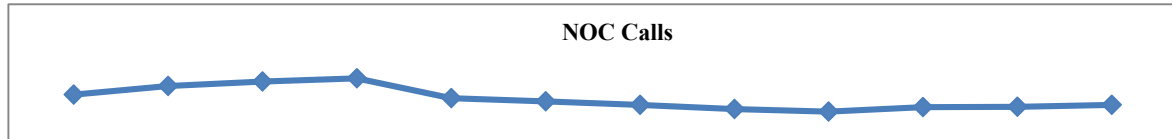
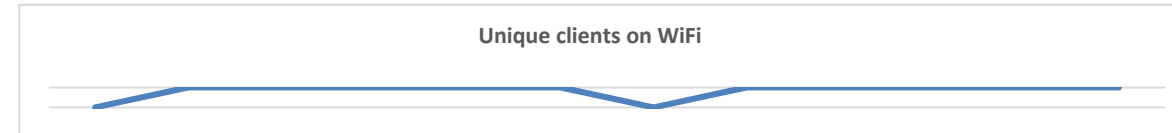
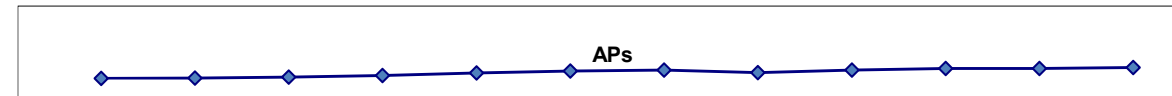


Annual Contact Report March 2021

	March	April	May	June	July	August	Sept	October	Nov	Dec	Jan	Feb	March	Totals
Operator Calls	3238	2408	2339	2435	3041	3115	2182	2531	2109	1914	2772	2493	3600	30939
NOC Calls	392	434	577	650	705	376	323	265	195	152	227	235	263	4402
Customer Service requests	106	219	146	165	103	118	181	190	188	171	131	230	180	2022
Months reflected in Totals														



	March	April	May	June	July	August	Sept	October	Nov	Dec	Jan	Feb	March
Port Count	89085	88773	89445	99645	90914	83649	94449	94497	92477	91429	92324	91825	91498
Wired Outlets	43231	43372	43737	45020	45103	45594	45910	46007	46179	46221	46221	46302	46325
APs	7592	7594	7626	7705	7840	8067	8236	8336	8117	8346	8474	8487	8567
Unique clients on Wifi	no data		21872	23945	27493	56545	44142	no data	45256	22310	54049	46019	27967



Annual Contact Report March 2021

	Feb	March	April	May	June	July	August	Sept	Oct	Nov	Dec	Jan	Feb	March
Bluelights	273	274	274	291	291	291	291	313	320	319	337	361	367	371
Elevator	307	315	315	349	350	350	368	396	423	395	444	472	476	483
Area Rescue	105	109	109	141	141	141	141	177	187	187	191	195	198	200
Fire Alarms	511	511	511	577	578	578	596	624	658	670	706	756	770	784
Totals	1196	1209	1209	1354	1360	1360	1396	1510	1588	1571	1678	1784	1811	1838

