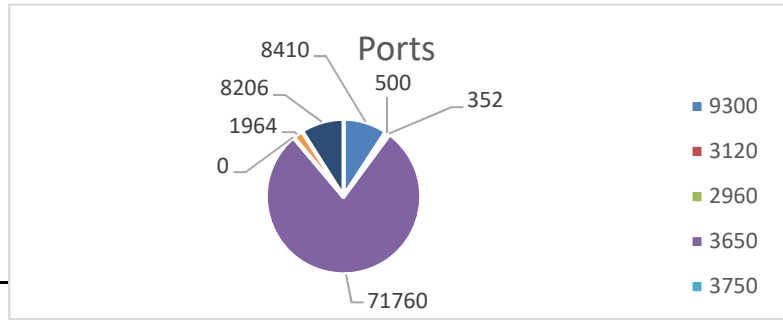


March Metrics

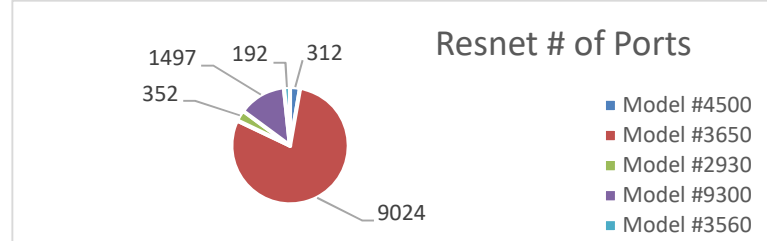
Network Number of Ports

ie2000u	6
9300	8410
3120	500
2960	352
3650	71760
3750	0
4500	1964
3560	8206
Total Ports	91198



Resnet # of Ports

Model #4500	312
Model #3650	9024
Model #2930	352
Model #9300	1497
Model #3560	192
Total Ports	11377

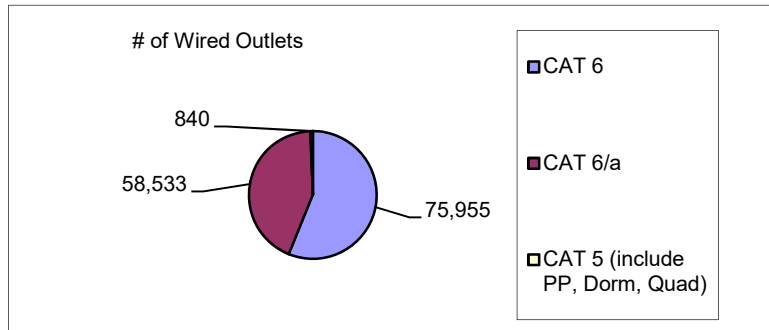


Supported Aps on Network

Supported Aps on Network	8787
Clients using Eduroam	13268
Clients using NCSU	11712
Clients using NCSU-guest	4443
Unique clients on Wifi	27967

AP Count N vs AC

802.11N	2060
802.11AC	1072
802.11ax	793
Resnet AC	4862
Total	8787



Outlet cable type

CAT 6	75,955
CAT 6/a	58,533
CAT 5 (include PP, Dorm, Quad)	840
Total Wired Outlets	46,358

iTRACS Project

Phase I (Horizontal Cabling/Data Ports)	
*Buildings Complete	288
Outlets in Itracs	46,358

of active lines as of:

April	
AT&T Lines	2662
IPT	13678
Total	16527

All active cable subscriptions turned on

Voicemail

April

March Metrics

Generic	
512	21
513	2918
515	4760
non 51x mailboxes	203
Total	7902

Phone (IP/VG ports & Devices 16,536)

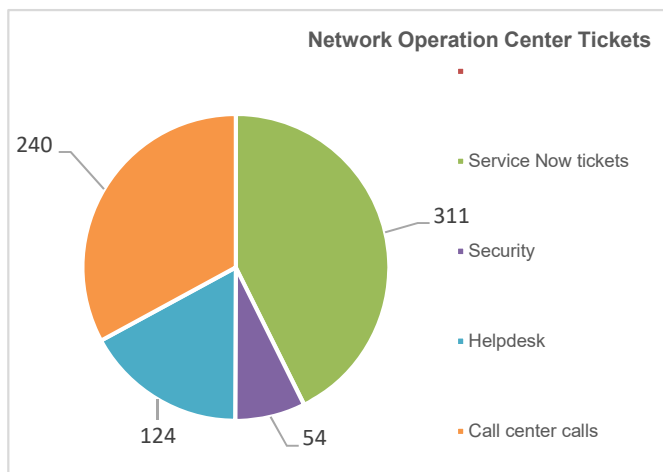
Operator calls -April	
Total calls	3,111

*# emergency lines as of

Bluelights	372
Elevator	478
Area Rescue & Call Box	200
Fire Alarms	784
Total	1834

Network Operation Center Tickets

Service Now tickets	311
Security	54
Helpdesk	124
Call center calls	240
Total Calls	605



Services Uptime

	April
Gateway	100.0000%
Backbone	100.0000%
Access Layer	99.1100%
Total Devices	99.1300%
VPN	
Max Bandwidth	550Mbps
Max Concurrent Clients	2300
Call Manager	100.0000%
Voice Mail	100.0000%

March Metrics

]