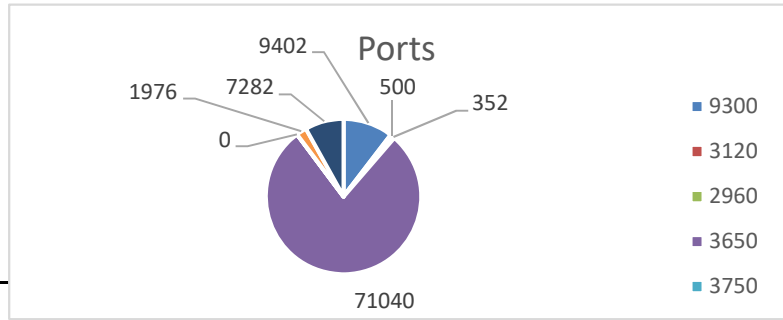


March Metrics

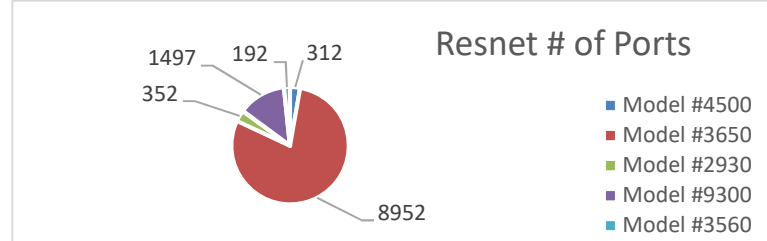
Network Number of Ports

ie2000u	6
9300	9402
3120	500
2960	352
3650	71040
3750	0
4500	1976
3560	7282
Total Ports	90558



Resnet # of Ports

Model #4500	312
Model #3650	8952
Model #2930	352
Model #9300	1497
Model #3560	192
Total Ports	11305



Supported Aps on Network

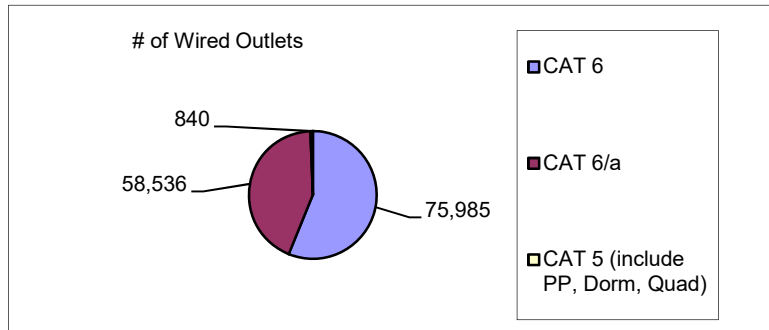
Supported Aps on Network	8665
Clients using Eduroam	17255
Clients using NCSU	20719
Clients using NCSU-guest	11840
Unique clients on Wifi	44981

AP Count N vs AC

802.11N	1875
802.11AC	990
802.11ax	890
Resnet AC	4910
Total	8665

Outlet cable type

CAT 6	75,985
CAT 6/a	58,536
CAT 5 (include PP, Dorm, Quad)	840
Total Wired Outlets	46,367



iTRACS Project

Phase I (Horizontal Cabling/Data Ports)	
*Buildings Complete	288
Outlets in Itracs	46,367

of active lines as of:

	May
AT&T Lines	2660
IPT	13680
Total	16340

All active cable subscriptions turned on

Voicemail

May

March Metrics

Generic	
512	21
513	2918
515	4755
non 51x mailboxes	203
Total	7897

Phone (IP/VG ports & Devices 16,537)

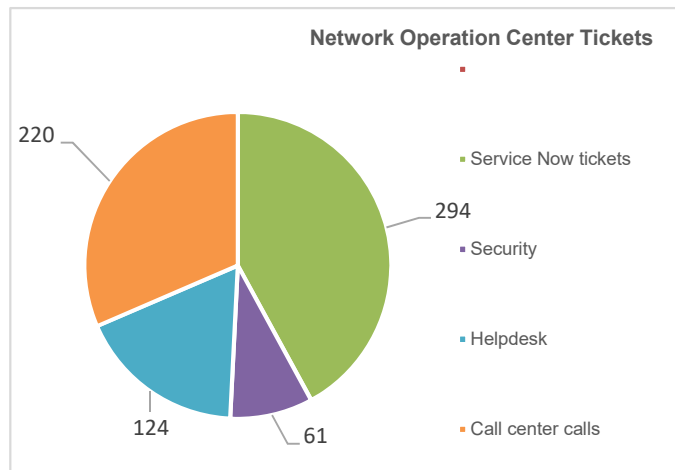
Operator calls -May	
Total calls	2,895

*# emergency lines as of

Bluelights	372
Elevator	478
Area Rescue & Call Box	200
Fire Alarms	784
Total	1834

Network Operation Center Tickets

Service Now tickets	294
Security	61
Helpdesk	124
Call center calls	220
Total Calls	575



Services Uptime

	May
Gateway	100.0000%
Backbone	100.0000%
Access Layer	98.9200%
Total Devices	98.9400%
VPN	
Max Bandwidth	450Mbps
Max Concurrent Clients	1900
Call Manager	100.0000%
Voice Mail	100.0000%

March Metrics

]