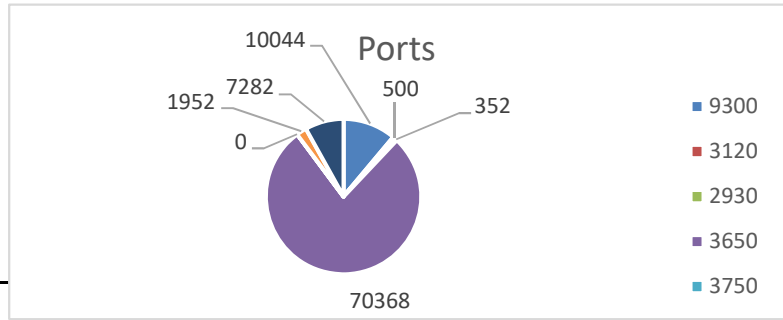


June Metrics

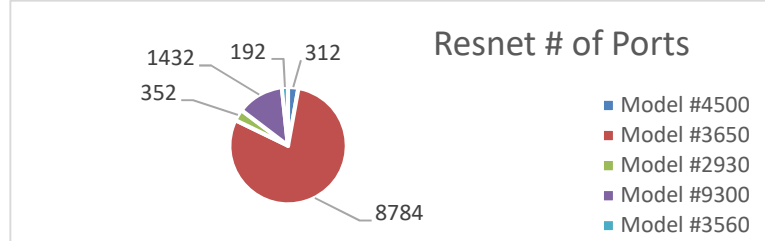
Network Number of Ports

ie2000u	6
9300	10044
3120	500
2930	352
3650	70368
3750	0
4500	1952
3560	7282
Total Ports	90504



Resnet # of Ports

Model #4500	312
Model #3650	8784
Model #2930	352
Model #9300	1432
Model #3560	192
Total Ports	11072



Supported Aps on Network

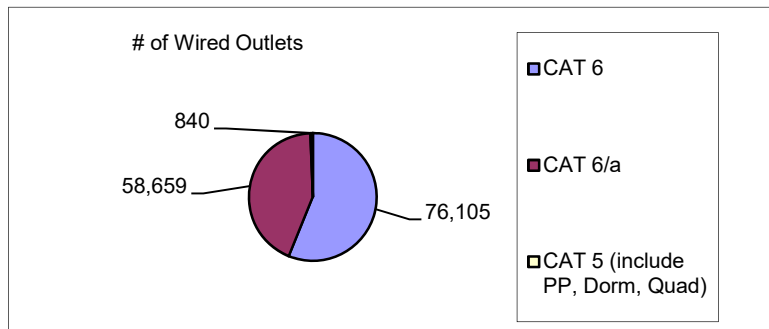
8827	8827
Clients using Eduroam	17255
Clients using NCSU	22027
Clients using NCSU-guest	13007
Unique clients on Wifi	48170

AP Count N vs AC

802.11N	1871
802.11AC	989
802.11ax	1052
Resnet AC	4915
Total	8827

Outlet cable type

CAT 6	76,105
CAT 6/a	58,659
CAT 5 (include PP, Dorm, Quad)	840
Total Wired Outlets	46,312



iTRACS Project

Phase I (Horizontal Cabling/Data Ports)	
*Buildings Complete	285
Outlets in Itracs	46,312

of active lines as of:

June	
AT&T Lines	2662
IPT	13,682
Total	16344

All active cable subscriptions turned on

Voicemail

June

June Metrics

Generic	
512	21
513	2925
515	4762
non 51x mailboxes	203
Total	7911

Phone (IP/VG ports & Devices 16,541)

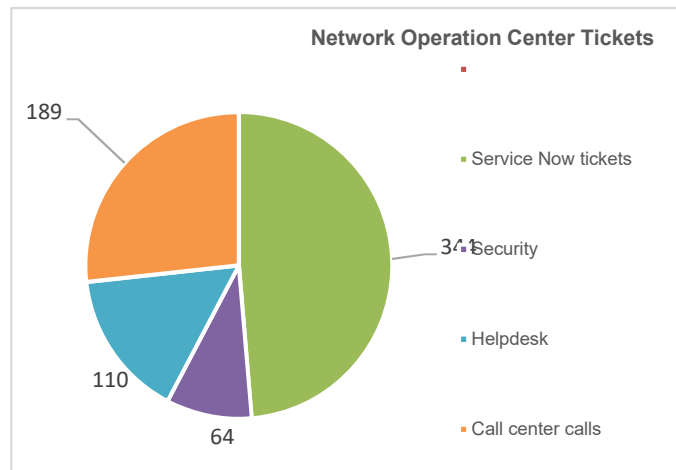
Operator calls -June	
Total calls	2,761

*# emergency lines as of

Bluelights	372
Elevator	479
Area Rescue & Call Box	200
Fire Alarms	789
Total	1840

Network Operation Center Tickets

Service Now tickets	344
Security	64
Helpdesk	110
Call center calls	189
Total Calls	707



Services Uptime

	June
Gateway	100.0000%
Backbone	100.0000%
Access Layer	99.2900%
Total Devices	99.3000%
VPN	
Max Bandwidth	590Mbps
Max Concurrent Clients	1600
Call Manager	100.0000%
Voice Mail	100.0000%

June Metrics

]