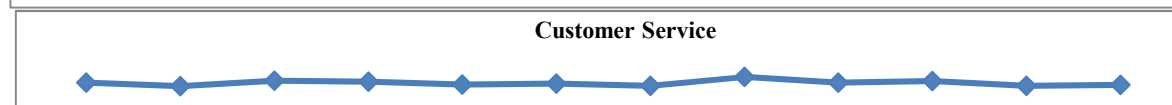
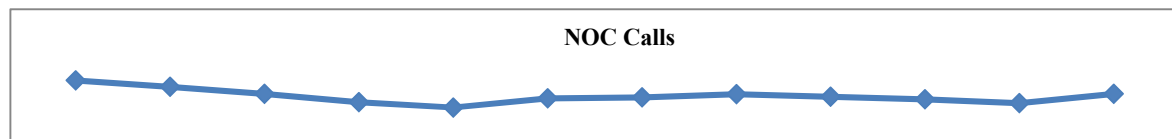
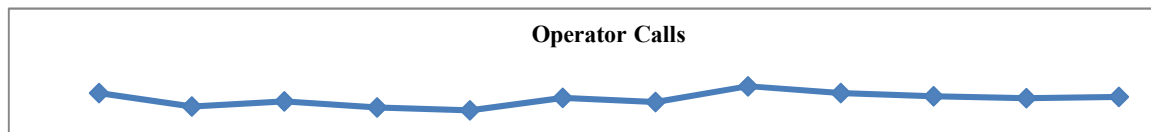


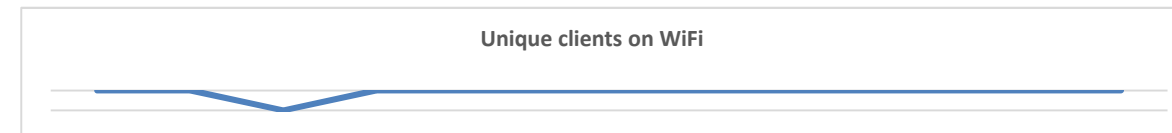
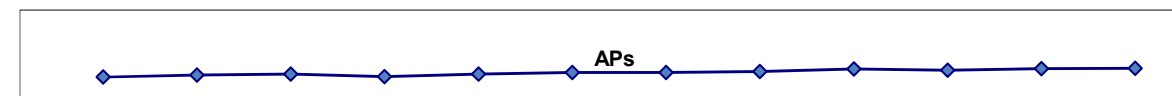
Annual Contact Report July 2021

	July	August	Sept	October	Nov	Dec	Jan	Feb	March	April	May	June	July	Totals
Operator Calls	3041	3115	2182	2531	2109	1914	2772	2493	3600	3111	2895	2761	2857	32340
NOC Calls	705	376	323	265	195	152	227	235	263	240	220	189	264	2949
Customer Service requests	103	118	181	190	188	171	131	230	180	124	124	110	133	1880

Months reflected in Totals



	July	August	Sept	October	Nov	Dec	Jan	Feb	March	April	May	June	July
Port Count	90914	83649	94449	94497	92477	91429	92324	91825	91498	91198	90558	90504	91775
Wired Outlets	45103	45594	45910	46007	46179	46221	46221	46302	46325	46358	46367	46312	46328
APs	7840	8067	8236	8336	8117	8346	8474	8487	8567	8787	8665	8827	8847
Unique clients on Wifi	27493	56545	44142	no data	45256	22310	54049	46019	27967	27967	44981	48170	50863



Annual Contact Report July 2021

	July	August	Sept	Oct	Nov	Dec	Jan	Feb	March	April	May	June	July
Bluelights	291	291	313	320	319	337	361	367	371	372	372	372	372
Elevator	350	368	396	423	395	444	472	476	483	478	478	479	479
Area Rescue	141	141	177	187	187	191	195	198	200	200	200	200	200
Fire Alarms	578	596	624	658	670	706	756	770	784	784	784	789	790
Totals	1360	1396	1510	1588	1571	1678	1784	1811	1838	1834	1834	1840	1841

