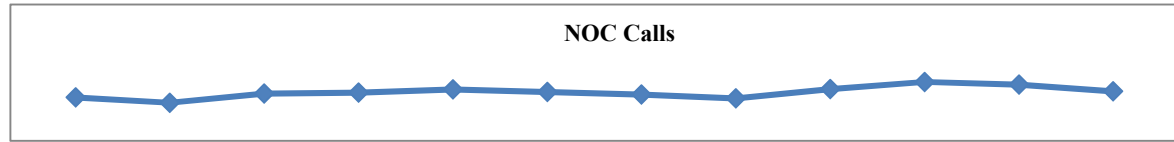
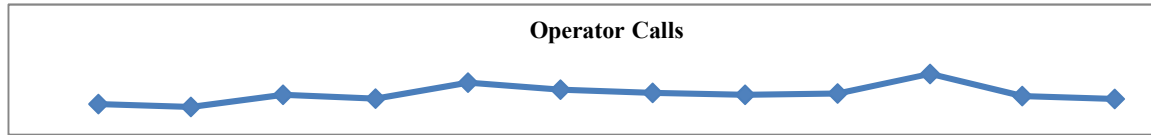
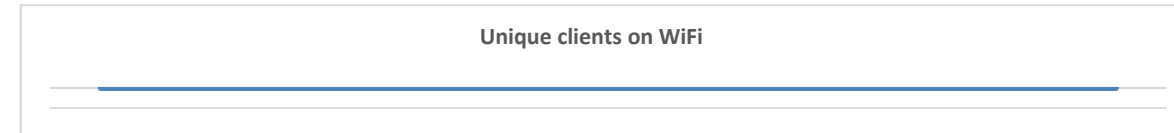
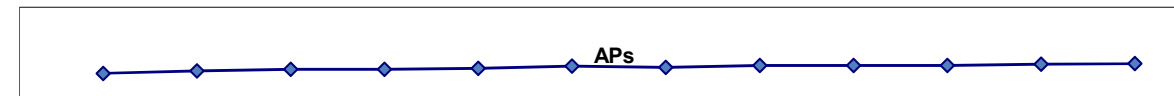
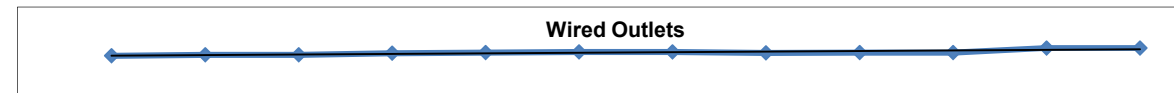


Annual Contact Report October 2021

	October	Nov	Dec	Jan	Feb	March	April	May	June	July	August	Sept	October	Totals
Operator Calls	2531	2109	1914	2772	2493	3600	3111	2895	2761	2857	4216	2678	2478	33884
NOC Calls	265	195	152	227	235	263	240	220	189	264	324	302	246	2857
Customer Service requests	190	188	171	131	230	180	124	124	110	133	185	181	154	1911
Months reflected in Totals														



	October	Nov	Dec	Jan	Feb	March	April	May	June	July	August	Sept	Oct
Port Count	94497	92477	91429	92324	91825	91498	91198	90558	90504	91775	75670	91076	91138
Wired Outlets	46007	46179	46221	46221	46302	46325	46358	46367	46312	46328	46328	46543	46543
APs	8336	8117	8346	8474	8487	8567	8787	8665	8827	8847	8847	8955	8996
Unique clients on Wifi	no data	45256	22310	54049	46019	27967	27967	44981	48170	50863	54459	21084	36483



Annual Contact Report October 2021

	Sept	Oct	Nov	Dec	Jan	Feb	March	April	May	June	July	August	Sept	Oct
Bluelights	313	320	319	337	361	367	371	372	372	372	372	372	372	395
Elevator	396	423	395	444	472	476	483	478	478	479	479	479	481	489
Area Rescue	177	187	187	191	195	198	200	200	200	200	200	200	200	190
Fire Alarms	624	658	670	706	756	770	784	784	784	789	790	790	790	800
Totals	1510	1588	1571	1678	1784	1811	1838	1834	1834	1840	1841	1841	1843	1874

